



JABATAN PERDANA MENTERI
JABATAN PERANGKAAAN MALAYSIA

KENYATAAN MEDIA STATISTIK GAJI & UPAH, MALAYSIA, 2020

**Purata gaji dan upah bulanan menurun 9.0 peratus pada tahun 2020,
penurunan kali pertama sejak direkodkan mulai 2010**

PUTRAJAYA, 14 JULAI 2021 – Purata gaji dan upah bulanan menurun 9.0 peratus pada tahun 2020, penurunan kali pertama kali sejak direkodkan mulai 2010, Jabatan Perangkaan Malaysia (DOSM) melaporkan hari ini mengenai Statistik Gaji & Upah, Malaysia, 2020. Statistik ini disusun berdasarkan Survei Gaji & Upah yang dijalankan oleh DOSM bagi mengukur gaji & upah bulanan yang diterima oleh pekerja sepenuh masa atau yang setaraf dalam kalangan warganegara Malaysia yang bekerja di sektor swasta dan awam berdasarkan pekerjaan utama mereka. Daripada 15.0 juta pekerja warganegara pada 2020, bilangan penerima gaji & upah adalah seramai 9.4 juta orang. Laporan Survei Gaji & Upah ini memperihalkan nilai penengah dan purata gaji & upah bulanan serta bilangan penerima mengikut ciri-ciri demografi dan sosioekonomi.

Menurut Dato' Sri Dr. Mohd Uzir Mahidin, Ketua Perangkawan Malaysia, "Sepanjang tahun 2020, pasaran buruh Malaysia mengalami momentum yang tidak menentu berikutan krisis kesihatan dan kesan ekonomi. Ini telah menyebabkan pekerja kehilangan pekerjaan serta pembatalan atau pembekuan pengambilan baharu dan seterusnya mengakibatkan penurunan dalam jumlah guna tenaga. Selain itu, pelaksanaan langkah-langkah pengekangan penularan COVID-19 yang ketat dalam negara juga telah mengehadkan waktu operasi perniagaan dan menyebabkan berlakunya pengurangan waktu bekerja. Justeru, nilai purata gaji & upah bulanan yang diterima oleh warganegara Malaysia pada 2020 menurun buat kali pertama sejak data siri masa ini dilaporkan mulai tahun 2010 iaitu dengan kadar negatif 9.0 peratus. Setelah dua tahun berturut-turut merekodkan purata melebihi RM3,000, purata gaji & upah bulanan menurun kepada RM2,933 pada 2020 (2019: RM3,224).

Mengikut aktiviti ekonomi, semua sektor merekodkan penurunan dalam nilai purata gaji & upah bulanan. Tiga sektor mencatatkan penurunan dua digit iaitu sektor Pertanian (-20.0%), Perlombongan dan pengkuarian (-17.7%) dan Pembinaan

(-10.4%) manakala sektor Perkhidmatan dan Pembuatan merekodkan pengurangan purata gaji & upah bulanan masing-masing sebanyak 9.4 peratus dan 2.8 peratus. Sementara itu, antara industri dalam sektor Perkhidmatan yang mempunyai bilangan penerima gaji & upah yang ramai adalah industri Perdagangan borong dan runcit, pembaikan kenderaan bermotor dan motosikal; dan Penginapan & aktiviti perkhidmatan makanan dan minuman. Kedua-dua industri ini merekodkan penurunan dua digit dalam nilai purata gaji & upah bulanan masing-masing sebanyak negatif 14.9 peratus dan negatif 13.7 peratus.

Selanjutnya, beliau berkata “ Nilai purata gaji & upah bagi pekerja mahir adalah sebanyak RM4,619 (2019: RM5,072). Dalam kategori pekerjaan mahir ini, Pengurus menerima purata gaji & upah tertinggi iaitu sebanyak RM6,479 diikuti oleh Profesional (RM5,301) dan Juruteknik & profesional bersekutu (RM3,313). Walau bagaimanapun, nilai purata yang diterima oleh Pengurus mencatatkan penurunan terbesar berbanding tahun sebelumnya (2019: RM8,855). Sementara itu, nilai purata bagi pekerja separuh mahir adalah sebanyak RM2,007 (2019: 2,206). Dalam kategori ini, dapat dilihat bahawa purata gaji & upah yang diterima oleh pekerja sokongan Perkeranian adalah sebanyak RM2,370 sementara pekerjaan separuh mahir yang lain mencatatkan nilai purata lebih rendah daripada RM2,000 iaitu pekerja Perkhidmatan & jualan (RM1,926); Pekerja mahir Pertanian, perhutanan, penternakan dan perikanan (RM1,547); pekerja Kemahiran dan pekerja pertukangan yang berkaitan (RM1,891); dan Operator mesin dan loji dan pemasangan (RM1,918). Bagi pekerja asas, mereka menerima purata gaji & upah bulanan sebanyak RM1,727 pada tahun 2020 ”.

Mengulas lanjut mengenai kedudukan gaji & upah mengikut strata, Dato' Sri Dr. Mohd Uzir Mahidin berkata, “Walaupun purata gaji & upah bulanan bagi kedua-dua strata bandar dan luar bandar menurun pada tahun 2020, nilai purata di bandar mencatatkan penurunan yang lebih besar iaitu sebanyak 9.3 peratus kepada RM3,089. Sementara itu, nilai purata di kawasan luar bandar berkurang dengan kadar 5.5 peratus kepada RM2,086. Mengikut negeri, purata gaji & upah bulanan tertinggi diterima oleh pekerja di W.P. Putrajaya (RM4,497). Negeri-negeri lain yang juga mencatatkan nilai purata melebihi paras nasional adalah W.P. Kuala Lumpur (RM3,823), Selangor (RM3,480), Negeri Sembilan (RM3,013) dan W.P. Labuan (RM2,942). Kesemua negeri merekodkan penurunan purata gaji & upah bulanan berbanding tahun 2019”.

Satu lagi perspektif dalam menganalisis kedudukan gaji & upah bulanan adalah nilai penengah. Dalam konteks ini, nilai penengah gaji & upah bulanan mencatatkan penurunan dua digit sebanyak 15.6 peratus, setelah merekodkan pertumbuhan purata

5.6 peratus sejak sembilan tahun yang lalu. Nilai penengah yang bersamaan dengan RM2,062 menunjukkan sebahagian daripada pekerja menerima gaji & upah bulanan melebihi nilai ini manakala sebahagian lagi menerima amaun di bawah nilai penengah tersebut. Dari segi bilangan penerima pada 2020, ianya meningkat namun pada kadar yang lebih perlahan iaitu 2.1 peratus kepada 9.4 juta orang berbanding peningkatan 5.0 peratus yang direkodkan pada 2019 (9.2 juta orang)”.

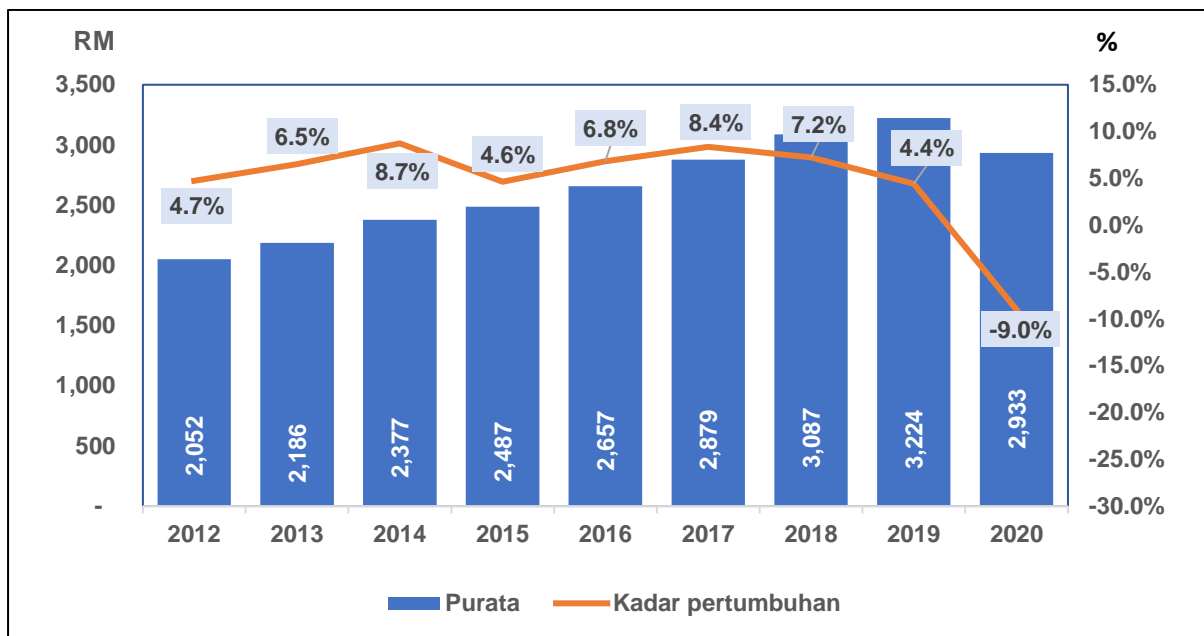
Merumuskan keseluruhan situasi pada tahun 2020, Ketua Perangkawan berkata, “Peristiwa yang tidak dijangka pada tahun 2020 telah mengurangkan nilai gaji & upah yang diterima oleh pekerja warganegara sepenuh masa di Malaysia. Senario ini juga turut dialami di peringkat global di mana *International Labour Organization* (ILO) melaporkan berdasarkan data awalan daripada organisasi statistik pelbagai negara yang menunjukkan trend penurunan dari segi nilai atau kadar pertumbuhan bagi purata gaji di dua pertiga negara di dunia termasuk Jepun, Republik Korea dan United Kingdom. Negara-negara yang melaksanakan langkah-langkah pengekaln pekerjaan didapati telah berupaya mengekalkan guna tenaga walaupun pada gaji & upah yang lebih rendah sekaligus meminimumkan bilangan individu yang hilang pekerjaan. Malaysia juga turut mengalami senario yang sama, di mana program subsidi upah dan pengekaln pekerjaan didapati telah dapat membantu mengurangkan impak kehilangan pekerjaan pada tahun 2020. Dalam hal ini, Pertubuhan Keselamatan Sosial (PERKESO) melaporkan seramai 107,024 individu telah hilang pekerjaan manakala bilangan yang telah memperoleh pekerjaan pada 2020 adalah seramai 160,554 orang.

Melihat kepada situasi pada tahun 2021, cabaran masih berterusan memandangkan kes baharu harian COVID-19 terus meningkat menjelang akhir Mei. Walaupun pelbagai fasa PKP telah dilaksanakan secara berterusan sepanjang tahun ini bagi membendung penularan wabak tersebut, beberapa kelonggaran untuk aktiviti ekonomi dibenarkan beroperasi dengan pematuhan kepada SOP yang ketat. Inisiatif yang berterusan dilaksanakan ke arah pemulihan ekonomi disokong oleh pelbagai pakej rangsangan bagi memastikan kelangsungan perniagaan. Justeru, dengan keadaan ekonomi negara yang semakin baik, ianya membawa kepada pemulihan pasaran buruh dan seterusnya membantu meningkatkan semula gaji & upah yang diperoleh oleh pekerja”.

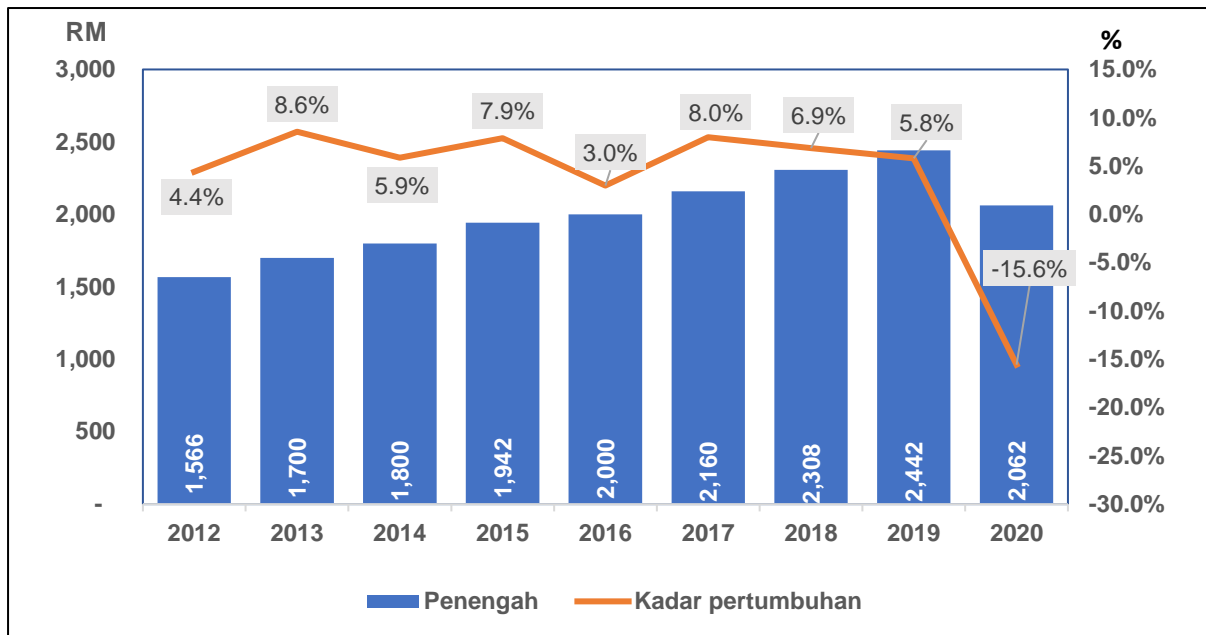
Banci Penduduk dan Perumahan Malaysia 2020 (Banci Malaysia 2020) secara dalam talian (e-Census) sedang dilaksanakan di seluruh negara sehingga liputan penuh dapat dicapai. Semua penduduk Malaysia diseru untuk memberikan kerjasama dalam

menjayakan Banci Malaysia 2020 bagi memastikan tiada yang ketinggalan kerana data anda masa depan kita. Sila layari portal Banci Malaysia 2020 di www.mycensus.gov.my atau media sosial **@MyCensus2020** untuk maklumat lanjut.

Carta 1: Purata Gaji dan Upah Bulanan, 2012 – 2020



Carta 2: Penengah Gaji dan Upah Bulanan, 2012 – 2020



Dikeluarkan oleh:

PEJABAT KETUA PERANGKAWAN MALAYSIA

JABATAN PERANGKAAN MALAYSIA

14 JULAI 2021



PRIME MINISTER'S DEPARTMENT
DEPARTMENT OF STATISTICS MALAYSIA

MEDIA STATEMENT
STATISTICS OF SALARIES & WAGES, MALAYSIA,
2020

Mean monthly salaries & wages fell 9.0 per cent in 2020, the first time decline since the series began in 2010

PUTRAJAYA, 14 July 2021 – Mean monthly salaries & wages fell 9.0 per cent in 2020, the first time decline since the series began in 2010, the Department of Statistics Malaysia (DOSM) reported today on Statistics of Salaries & Wages, Malaysia, 2020. This statistic was compiled based on Salaries & Wages Survey conducted by DOSM which measured the monthly salaries & wages received by full-time equivalent employees among the Malaysian citizens working in the private and public sectors based on their principal occupation. Out of 15.0 million employed persons in 2020, the number of citizen salaries & wages recipients was 9.4 million persons. This Salaries & Wages Survey Report described median and mean monthly salaries & wages as well as number of recipients by demographic and socioeconomic characteristics.

According to Dato' Sri Dr. Mohd Uzir Mahidin, the Chief Statistician Malaysia, "Throughout the year 2020, the Malaysia's labour market experienced uneven momentum following of health crisis and economic consequences. This had caused job losses as well as cancellation or freezing of new hires and subsequently resulting total employment to decline. Besides, strict COVID-19 containment measures adopted in the country also had limited the business operation hours and led to the reduction in working hours. Hence, the mean monthly salaries & wages received by Malaysian citizens in 2020 fell for the first time since the series began in 2010 by negative 9.0 per cent. After two consecutive years recording more than RM3,000, the mean monthly salaries & wages declined to RM2,933 in 2020 (2019: RM3,224).

By economic activity, all sectors recorded decreases in mean monthly salaries & wages. Three sectors posted a double-digit decline namely, Agriculture (-20.0%), Mining and quarrying (-17.7%) and Construction (-10.4%) while Services and Manufacturing sectors registered a fall of 9.4 per cent and 2.8 per cent respectively. Meanwhile, among the industries in the Services sector which concentrated high number of salaries & wages recipients were Wholesale and retail trade; repair of motor vehicles and motorcycles; and Accommodation and food and beverage service activities. These industries recorded a double-digit decline in mean monthly salaries & wages with negative 14.9 per cent and negative 13.7 per cent respectively.

Adding to this, he said, “The mean monthly salaries & wages for skilled employees was RM4,619 (2019: RM5,072). In this skilled occupation category, Managers received the highest mean monthly salaries & wages at RM6,479 followed by Professionals (RM5,301) and Technicians & associate professionals (RM3,313). However, the mean value received by Managers registered the largest contraction as compared to the previous year (2019: RM8,855). Meanwhile, the mean value of semi-skilled employees was RM2,007 (2019: 2,206). Within this category, it was observed that mean salaries & wages received by Clerical support workers was RM2,370 while the other semi-skilled occupations category registered a mean value lower than RM2,000 namely Services & sales workers (RM1,926); Skilled agricultural, forestry, livestock and fishery workers (RM1,547); Craft and related trades workers (RM1,891); and Plant and machine-operators and assemblers (RM1,918). As for the elementary workers, they received mean monthly salaries & wages of RM1,727 in 2020”.

Commenting further on the salaries & wages situation by stratum, Dato' Sri Dr. Mohd Uzir Mahidin said, "Although the mean monthly salaries & wages for both urban and rural stratum declined in 2020, mean value in urban posted a larger decrease of 9.3 per cent to RM3,089. In the meantime, mean in rural areas reduced with a rate of 5.5 per cent to RM2,086. By state, the highest mean monthly salaries & wages was received by employees in W.P. Putrajaya (RM4,497). The other states that also recorded mean value above the national level were W.P. Kuala Lumpur (RM3,823), Selangor (RM3,480), Negeri Sembilan (RM3,013) and W.P. Labuan (RM2,942). All states recorded a decline in mean monthly salaries & wages as compared to 2019”.

Another perspective of analysing the situation of monthly salaries & wages is the median value. In this context, median monthly salaries & wages recorded a double-digit decrease of 15.6 per cent, after an average growth of 5.6 per cent for the past nine years. The median value was RM2,062 indicates half of employees earned above this value and half earned below. In terms of the number of recipients in 2020, it increased albeit at a slower rate of 2.1 per cent to 9.4 million persons as compared to an increase of 5.0 per cent recorded in 2019 (9.2 million persons)”.

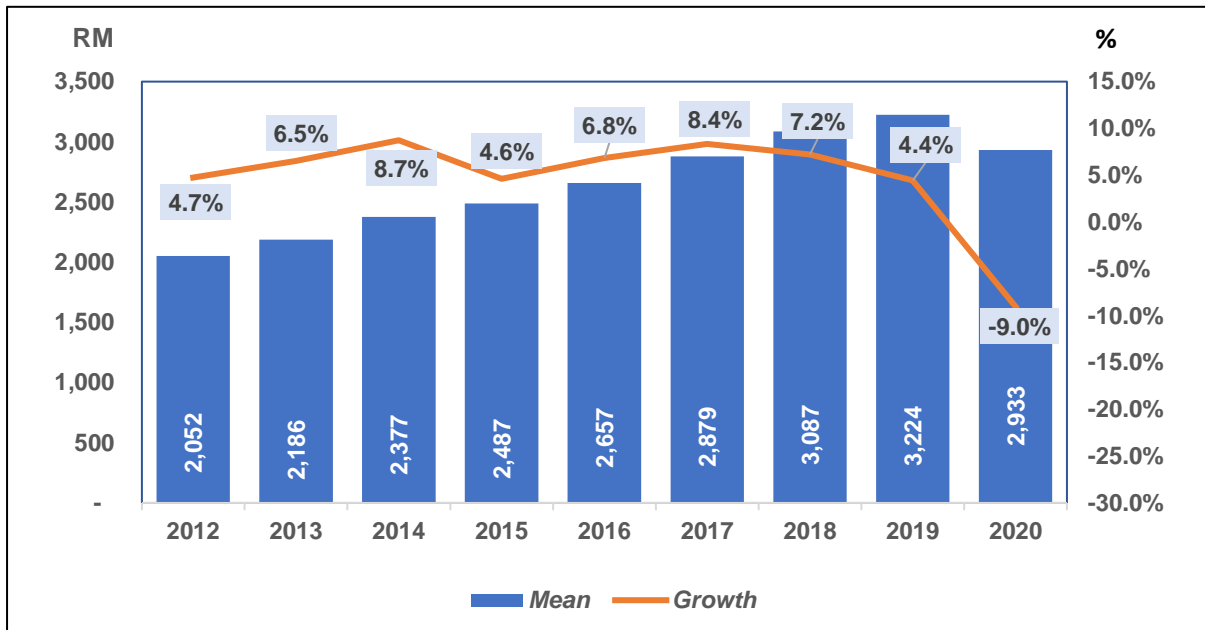
Concluding the overall situation in 2020, the Chief Statistician said, “The unprecedented event in 2020 had lowered the salaries & wages received by full-time citizen employees in Malaysia. This scenario was also experienced globally whereby International Labour Organization (ILO) reported based on early data from national statistical offices showed that the level or growth rate of average wages around two thirds of the countries in the world was on a downward trend including Japan, the Republic of Korea and the United Kingdom. Countries that adopted job retention measures were able to retain employment albeit at a lower salaries & wages and subsequently mitigated job losses. Malaysia experienced the same scenario, whereby wage subsidy and employment retention programmes have helped to cushion the

impact of job losses in 2020. In relation to this, the Social Security Organisation (SOCSO) reported a total of 107,024 individuals had lost their jobs while the number of placements in 2020 was 160,554 persons.

Observing the situation in 2021, the challenges persist as the new daily cases of COVID-19 has been consistently high towards the end of May. Although various phases of MCO have been continuously implemented throughout this year to curb the spread of this pandemic, some flexibilities for economic activities are allowed to operate by adhering to strict SOP. Continuous initiatives are implemented in paving the ways towards economic recovery supported by the numerous stimulus packages to ensure business sustainability. Hence, as the country's economic situation improve, it will lead to the recovery of labour market and subsequently help to bring up the salaries & wages earned by employees”.

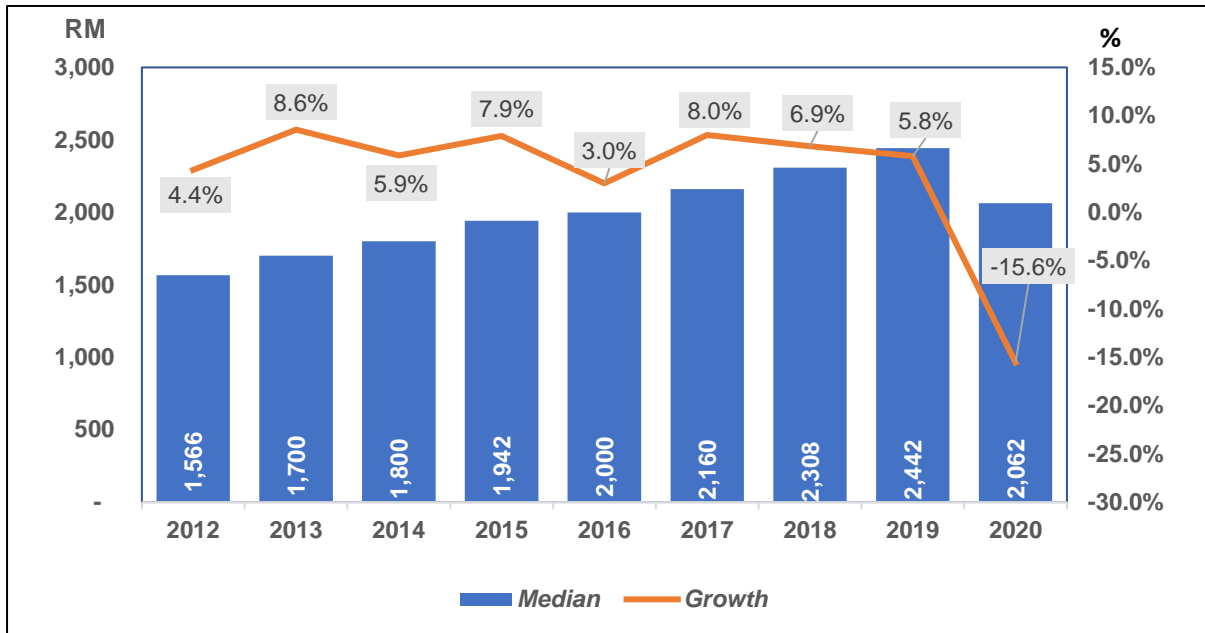
The Malaysia Population and Housing Census 2020 (Malaysia Census 2020) via online (e-Census) is being conducted nationwide until full coverage has been accomplished. All Malaysian residents are urged to cooperate in realising the success of Malaysia Census 2020 to ensure that no one is left behind as your data is our future. Please visit the Malaysia Census 2020 portal at www.mycensus.gov.my or social media @MyCensus2020 for more info.

Chart 1: Mean Monthly Salaries & Wages, 2012-2020



Embargo: Only can be published or disseminated at 1200 hour, Wednesday, 14 July 2021

Chart 2: Median Monthly Salaries & Wages, 2012-2020



Released by:

**CHIEF STATISTICIAN MALAYSIA OFFICE
DEPARTMENT OF STATISTICS MALAYSIA
14 JULY 2021**