



www.dosm.gov.my

# NEWSLETTER

DOSM/BIPD/5.2022/Series 35

## SOSIAL STATISTICS BULLETIN MALAYSIA 1984



"As an effort to preserve the available statistical reports and publication as the national treasure, the Department has implemented DOSM Digitisation Modernisation".



### Population in Malaysia, 1984

**Peninsular  
Malaysia**

**12,651,091**

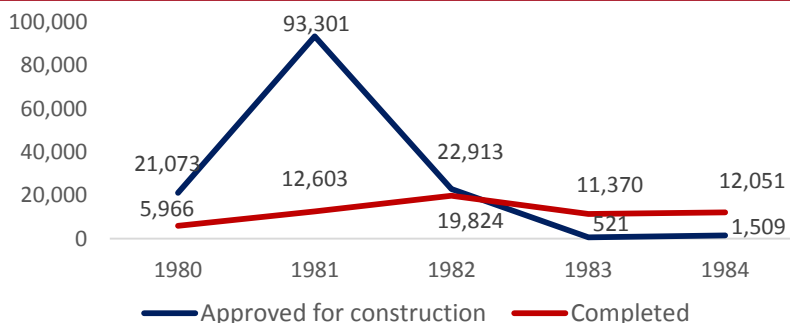
**Sabah**

**1,176,400**

**Sarawak**

**1,442,100**

### Number of Low Cost Public Housing Units Approved for Construction and has been Completed in Malaysia, 1980 - 1984



- The highest number of low cost public housing units approved for construction was in 1981 at 93,301.
- The highest number of low cost public housing units completed was in 1982 at 19,824.

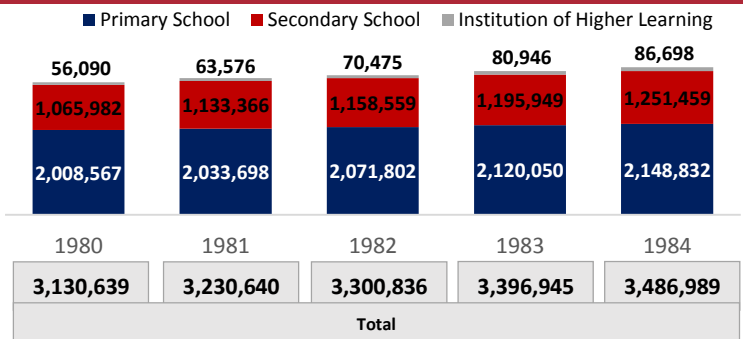
### Number of Schools, Teachers and Students in Assisted School in Malaysia, 1984

SCHOOLS	TEACHERS	STUDENTS
6,557	83,760	2,148,832
1,102	54,134	1,251,459

Ratio Student - Teacher	Primary Schools	Secondary Schools
	26:1	23:1

On average, the student-teacher ratio is about the same in primary schools and secondary schools, 26 students per teacher and 23 students per teacher, respectively.

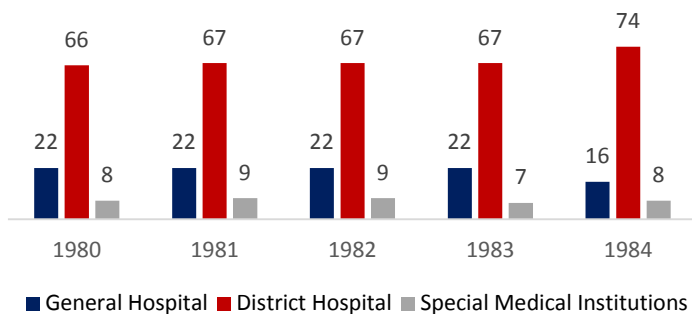
### Number of Students by Level of Education in Malaysia, 1980 - 1984



The number of students in secondary school increased by 4.6% in 1984 as compared with 3.2% in the previous year.

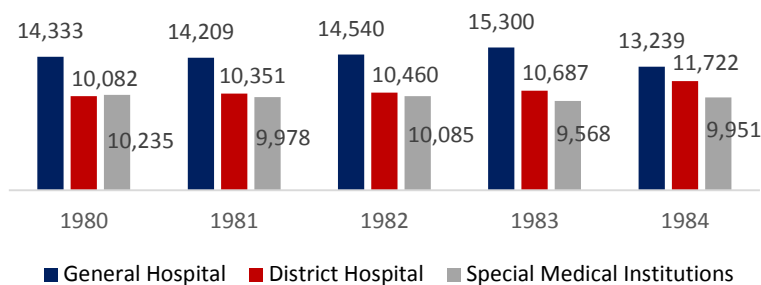
# Number of Hospitals, Special Medical Institutions and Beds, Malaysia, 1980 - 1984

Number of Hospitals



The highest number of hospitals in Malaysia were district hospitals.

Number of Beds



The highest number of beds were recorded in general hospitals.

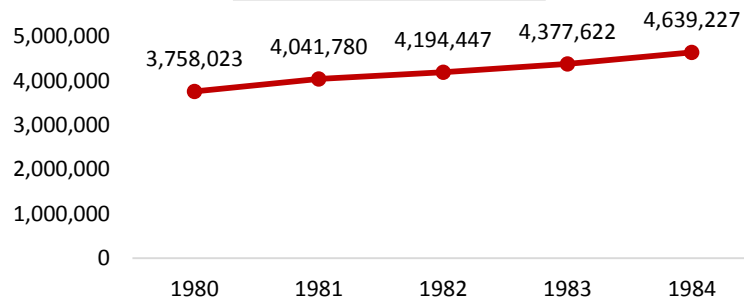
## Total Number of Beneficiaries and Amount of Cash Benefit Paid by Social Security Organisation (SOCSO) in Malaysia, 1980 - 1984

	Number of Beneficiaries	Total Amount of Cash Benefit Paid by SOCSO (RM'000)
1980	13,920	3,910.00
1981	22,418	6,889.00
1982	24,662	9,252.21
1983	27,516	13,703.03
1984	27,404	15,850.03

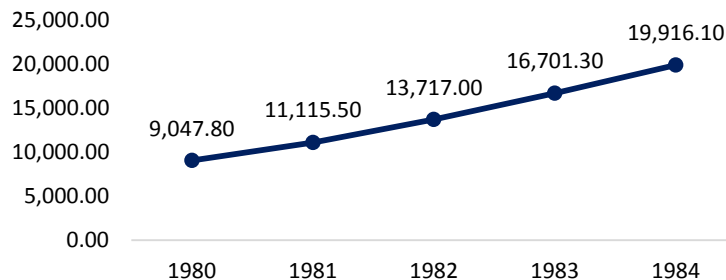
- The number of beneficiaries has increased over the years, from 13,920 in 1980 to 27,404 in 1984.
- The number of beneficiaries was increased by 96.9% over a span of 5 years.

## Total Number of Contributors and Total Contributions to Employees Provident Fund in Malaysia, 1980 - 1984

Number of Contributors

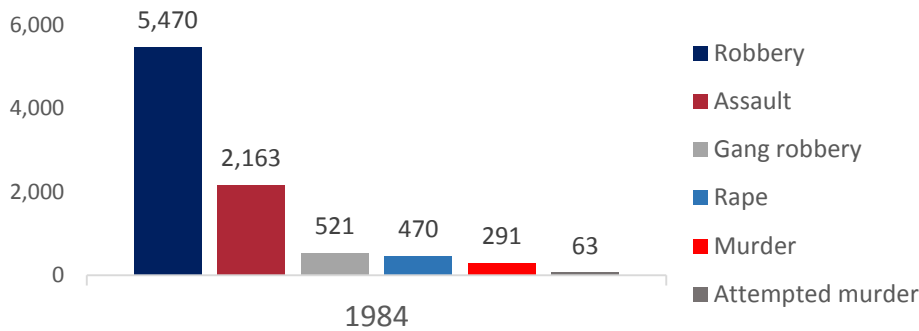


Total Contributions (RM million)



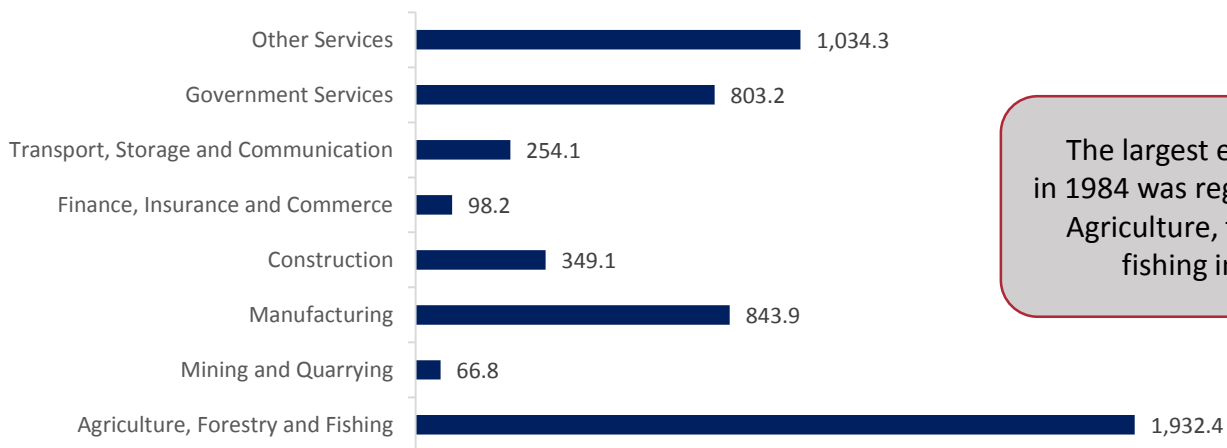
Between 1980 and 1984, average growth for number of contributors and total contributions to Employees Provident Fund increased 5.4% and 21.8%.

## Selected Violent Crimes Reported to the Police by Type of Crime, Malaysia, 1984



The robbery was the most common offense, followed by assault, gang robbery, rape, murder, attempted murder.

## Employment by Industrial Group in Malaysia ('000), 1984



The largest employment in 1984 was registered by the Agriculture, forestry and fishing industry.

## Distribution of The Placement of Registrants and Job Vacancies by Industrial Group in Malaysia, 1984

Job Vacancies	Placement of Registrants	Industrial Group
2,021	447	Agriculture, Forestry, Hunting and Fishing
76	29	Mining and Quarrying
15,555	9,996	Manufacturing
403	79	Electricity, Gas and Water
2,760	1,327	Construction
2,879	1,849	Wholesale and Retail Trade and Restaurants/Hotels
1,204	756	Transport, Storage and Communication
2,005	1,217	Financing, Insurance, Real Estate and Business Service
5,672	3,747	Services

In 1984, the highest job vacancies were recorded by the manufacturing group with 15,555 vacancies.